

For the restoration of a function and structure of the tissue the goal is to revive the micro-rhythmicity and readapt the micro circulation..



Image by- Dr. Bhoomika Prajapati (PT)
Ahmedabad



After 3 session of 1hour each

Matrix Rhythm Therapy® restores the good tissue resonance, characteristic for the skeletal musculature, by frequency and amplitude modulation. The applicator produces a lifting action at the same time as a horizontal micro extension movement, which is transferred to adjacent inner organs, bones and skin. As the neural □□ tension is normalized, the venous and the lymphatic flow of the entire area of improved micro circulation is accelerated. Extra cellular matrix clearance increases.



Image by- Dr. Shrinivas (PT)
Vijaywada (A.P.)

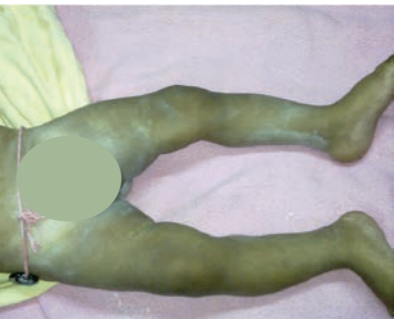


After 3 session of 1hour each

By a subliminal sympatholytic and vagotonic stimulation of the proprioceptive field, imbalances resolves themselves also in the fasciae whereby the tonus of the tissue is generally normalized and the resonator quality is increased.



Image by- Dr. G. Aravind (PT), Hyderabad



After 3 session of 30 mins. each

Matrixmobil®

By the help of the results of fundamental research, an instrument with a purpose- built mechanical- magnetic resonator was developed.
In Matrix Rhythm Therapy®, the resonator of the device is to be placed on the areas to be treated and the physiological processes are normalised by phase-synchronous, magneto-mechanical oscillations in a freely adjustable range of 8 to 12 Hz. The patented design of the resonator stimulates the physiological self oscillation of the skeletal muscle and the nervous system and re-establishes the balance.
By rhythmic micro-extension the Matrix Rhythm Therapy® has an effect on the cytological level. Leading finally to the structuring of cellular microprocesses, which is a requirement for well- working cell regenerations and healing.

Especially medical conditions are concerned which can be attributed to a disorganisation of the body.
For example:

- **Aching limbs, especially shoulder, hip and knee.**
- **Lack of concentration**
- **Muscle hardening**
- **Wound healing disorders**
- **Abnormal tone of the muscles**
- **Head and neck ache**
- **Back pain**
- **Oedema, scars**
- **Nerve disorders**
- **Pain because of osteoporosis, herniated disc, etc.**

A new dimension in the management of pain and restricted mobility

Matrix Rhythm Therapy®

Researched. Invented. Patented.

By Dr. Ulrich G Randoll, Germany

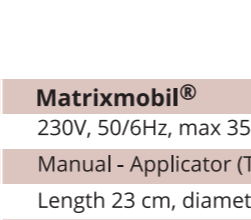
Neck ▼



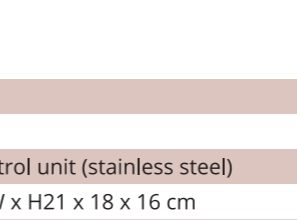
Back ▼



Shoulder ▲



Knee ▲



Technical Data		
Product Name	Matrixmobil®	
Electric Power Supply	230V, 50/6Hz, max 35 VA	
Components	Manual - Applicator (Titanium)	Control unit (stainless steel)
Size	Length 23 cm, diameter 4 cm	Lx W x H21 x 18 x 16 cm
Weight	690 g	2,730g
Certificate	The device conforms to the standards of medical directive 93/ 42EWG	Ec - Certificate Ec - Declaration Of Conformity
Relevant Information	Subjects to modification (in favour of technical progress)	

• European Patent No. 1009354 • U.S. Patent No. 6,579,251

International Medical Technologies

101, C-Wing, First Floor, Maruti Darshan CHS, Hanuman Chowk, L.T. Road, Mulund(E), Mumbai - 400 081. India.
Email: anil@marhythe.in, matrixtherapyindia@yahoo.com
Web : www.marhythe.in, www.marhythe-systems.de

Mr. Anil Deshpande

Phone : +91-22-25633569
Mobile : +91 98207 51159
E-mail : anild4u@yahoo.co.in

Disclaimer
1. Before and After Results with no. of sessions shown are experiences of individual Matrix Rhythm Therapy® users.
2. No. of sessions and results may vary with individual to individual.

© Copy Right : "Matrix Rhythm Therapy", "Matrixmobil" and "MaRhyThe", Name and Logo is registered trade mark of Marhythesystems GmbH, Germany.
Printed by International Medical Technologies Pvt. Ltd for Medical Practitioners and is for private circulation only.

- ✓ Only noninvasive therapy to restore rhythm of cells and muscules
- ✓ Only medical equipment with self regulating frequency
- ✓ Certified class IIa Medical equipment for clinical practice



MaRhyThe
Matrix-Rhythmus-Therapie

Introduction:

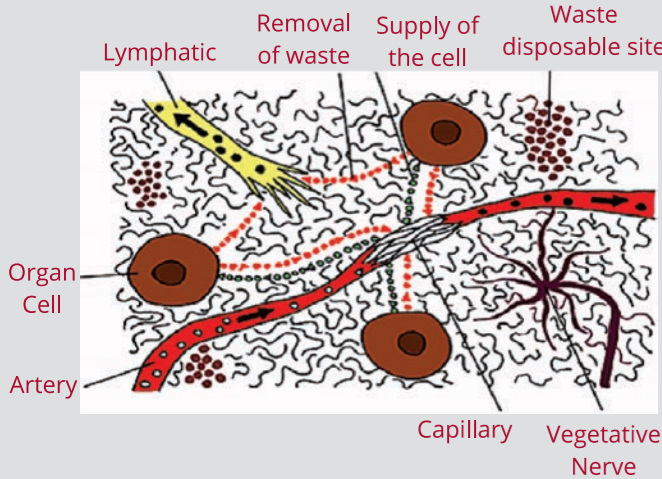
Matrix Rhythm Therapy®, developed by Dr. U G Randoll is a creative and vitally important innovation in the efficient treatment and prevention of a wide variety of medical conditions, especially those connected with disturbances in microcirculation and including illness of the nervous and musculoskeletal system.

About the research:

Dr. U G Randoll, medical scientist in research and practice at Matrix Centre, Munich did his research at the University of Erlangen on "The connections between the biological time patterns and cellular processes on different hierarchical scales" (1989-1997) using video microscope for the first time could show cell processes in living human cell biopsies in high resolution and record them live with video camera.

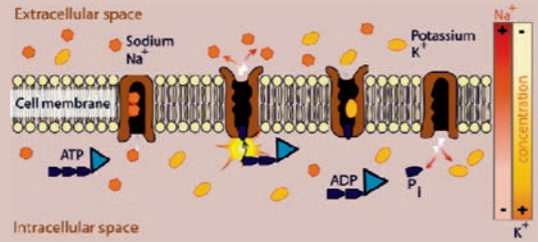
According to Dr. U G Randoll's research, the cells in the human body are always oscillating in a frequency ranging between 8–12 Hz provided they are surrounded by healthy extra cellular matrix (the interstitial space around the cell).

The processes of basic cellular regulation are time dependent and follow a clocked pulse. If these fundamental cellular regulations are disturbed symptoms occur in the extra cellular matrix, the connecting tissue or the extra cellular fluid. The rhythmic pulsations of the muscle cells of the heart allow the blood to be transported in the matrix area with its nourishing substances. By way of gel diffusion, the substances arrive through the extra cellular matrix (perivascular transit area) due to the different electrically charged membrane of the specific organs. Another way to arrive at the cells does not exist. Medications like oxygen, glucose, insulin, electromagnetic fields have to follow this way. Obstructing the transit zones, be it through far too high viscosity on the grounds of lack of fluids or less flow rate the cellular logistics break down and cells cannot survive, like fishes in water lacking freshness.



Matrix Rhythm-Therapy®

Specially designed and patented resonator of Matrixmobil® produces mechanical-magnetic pulsations. These pulsations gently and harmoniously induces the cells to accept again their own analogue oscillations, resulting in improved supply of oxygenated blood and nutrition through extra cellular matrix. Elimination of waste products, acids and gases takes place.



Improved active cellular transportation results in production of energy in the form of ATP hence healing and regeneration is set in motion.

- Matrix Rhythm Therapy
- Delivers physiological rhythmic oscillations between 8-12 Hz.
- Synchronization with internal body rhythm
- Improved micro Circulation and improved Oxygen supply
- ATP Production
- Repolarisation
- Relaxation of the tissue

Considering that the life is inseparably linked to rhythm and movement. The question is- which factors influence during life consciously or unconsciously both of these (rhythm and movement) untill death occurs? What is the relevance of dynamic which expresses itself macroscopically in movement and on the microscopic level in elasticity and plasticity of colloidal body tissue?



A healthy body does not feel any part. Positively motivated it enjoys life.

During the ages psycho-emotional body stress are increasing. Flexibility of soft tissue and mobility of joints are decreasing. The body is getting more and more stiff.



It is well known that a bone without covering the soft tissue after a surgically attended fracture can only heal with difficulties or not at all. Connecting tissue, muscles and fascias shortens because of reduced micro circulation, hypoxia of the tissue and ↓ATP for repolarization and relaxation.



Chronic diseases are linked to lack of oxygen. Conneting tissue pain is the cry of the tissue for oxygen! Reduction of the sympathetic load needs oxygen on the level of cells to avoid pain and contractions preventively.



The visco-elasticity changes at the microscopic level of the muscle leads to painful intramuscular hardenings such as myogelosis. These contracted muscle fibre are no longer available for motive work. Over the time, movements become limited and there are shortenings in the fascia system with resulting squeezing and impairment of the motion of the cells, vesels and nerves passing through the fascia. This produces visible avoidance motion with relieving postures and even growth disturbances (scoliosis) and muscular breakdown.



Matrix Rhythm Therapy® helps in activation of venous and lymphatic flow, acceleration of the thixotropic reaction from gel to fluid, reduction of viscosity, regulation of the interstitial pH value, increase of tissue temperature to normal temperature.

